



## SAP FICO ECC CURRICULUM



### Learning Collaborations



### Global Certifications



## Intro to the SAP FICO ECC

The course is designed to prepare you for entry & advance level job roles in the field of Accounts & Finance. The course is a right blend of theory and practice ensuring student teacher engagement throughout the course.

Topics include Introduction, Organization Structure, G/L Configuration, AP Configuration & Operation, AR Configuration & Operation, Foreign Exchange Fluctuation, Banking Configuration & Operation, Cheque Management, Cash Journal, New GL Account, Asset Accounting, Taxation System & Configuration, Drilldown Reporting, Controlling, Cost Center Accounting, Profit Center Accounting, Integration of Finance with other Modules, Reports & Real time scenario.

## Objectives of the SAP FICO ECC TRAINING

- Configuration and Implementation for SAP ECC Finance
- Hands-on experience with SAP ECC FICO
- Be able to take SAP ECC Finance Certification exam
- Understand how a required business process runs on SAP
- Integration of SAP ECC Finance with Logistics (MM & SD) module
- SAP Financial Closing Cockpit

## Prerequisites of the SAP FICO ECC TRAINING

- The course is perfect for absolute beginners. Having Basic knowledge of Accounting and Finance Business Processes is helpful.

## Modules covered under SAP FICO ECC Training Program

### Module 1 : Introduction to SAP ECC

- ERP Overview
- Enterprise Structure
- ERP R/3 Structure
- ASAP Methodology
- Role of a Functional Consultant
- Core Functional Modules Overview
- Introduction to Finance Module
- Integration in SAP

### Module 2 : Organization Structure

- Define Company
- Define Company Code
- Assign Company Code to Company
- Define Business Areas
- Define Fiscal Year Variants
- Assign Fiscal Year Variant to Company Code
- Define Posting Period Variants
- Define Open and Close Posting Periods
- Assign Posting Period Variant to Company Code
- Define Field Status Variant
- Assign Field Status Variant to Company Code
- Define Tolerance Groups for Users
- Define Document Types and Posting Key
- Copy Number Ranges to Company

## Modules covered under SAP FICO ECC Training Program

### **Module 3:** General Ledger Configuration & Operation

- Define Chart of Accounts
- Define Account Groups
- Assign Chart of Accounts to Company Code
- Define Retained Earnings Account
- Creation and Display of General Ledger Accounts
- Deletion of General Ledger Accounts
- Hierarchy Display of General Ledger Accounts
- Posting in General Ledger Accounts
- Display General Ledger Accounts Balance
- Maintain General Ledger Layouts
- Document Types in General Ledger Accounts
- Document Parking and Reversals
- Document Header and Line Item
- General ledger information system
- Recurring Configuration, Post and Display

## Modules covered under SAP FICO ECC Training Program

### **Module 4:** Accounts Payable Configuration & Operation

- Create Vendor Groups
- Maintain Number Ranges for Vendor Groups
- Assign Number Ranges to Vendor Groups
- Define Document Types for Vendor Posting
- Create G/L Accounts (Trade Payable, Purchase & Purchase Return)
- Create Vendor Master
- Display Vendor Master
- Edit Vendor Master
- Purchase Invoice Posting
- Display Vendor Balances
- Vendor document Parking
- Outgoing Payments – Standard & Partial
- Advance Payment Postings
- Special GL transaction
- Advance Payment Document Postings
- Internal Clearings
- Discount Configurations
- Terms of Payments
- Instalment Payments
- Vendor Discount Receivables Postings
- Customer & Vendor Reconciliation Setting
- Accounts Payable information system
- APP (Automatic Payment Program) Configuration
- Automatic Payment Run

## Modules covered under SAP FICO ECC Training Program

### **Module 5:** Accounts Receivable Configuration & Operation

- Create Customer Groups
- Maintain Number Ranges for Customer Groups
- Assign Number Ranges to Customer Groups
- Document Types for Customer Posting
- Create G/L Accounts (Trade Receivable, Sales & Sales Return)
- Create Customer Master
- Edit Customer Master
- Display Customer Master
- Sales Invoice Posting
- Incoming Payment – Standard & Partial
- Customer Document Parking
- Display Customer Balances
- Customer Credit Memo
- Outgoing Payment to Customers - Standard & Partial
- Customer Discount Configurations
- Terms of Payment
- Instalment Payment
- Discount Paid Postings
- Advance Payment Postings
- Special GL transaction
- Advance Payment Document Postings
- Internal Clearings
- Customer & Vendor Reconciliation Settings
- Accounts Receivable information system
- Dunning Configurations
- Dunning Posting Run

## Modules covered under SAP FICO ECC Training Program

### **Module 6:** Foreign Exchange Fluctuation

- Create Foreign Exchange Rate
- Account Determination for Exchange Rate Gain / Loss
- Document Posting in Foreign Currency

### **Module 7:** Banking Configuration & Operation

- Fundamental of banking operations
- House bank configuration
- Creation of Bank Key
- Ranking Order

### **Module 8:** Cheque Management & Implementation

- Creating Check Lot
- Check Register, Void Check, Reverse Payment Document
- Manual and Automatic Check Creation & Printing

### **Module 9:** BRS (Bank Reconciliation Statement)

#### ◦ **Manual Bank Statement**

- Creating Account Symbol
- Creating Key for Posting
- Define Posting Role
- Define Variant for Manual Bank Statement

#### ◦ **Electronic Bank Statement**

- Creating Account Symbol
- Creating Key for Posting
- Define Posting Role
- Define Variant for Manual Bank Statement

## Modules covered under SAP FICO ECC Training Program

### **Module 10 :** Cash Journal

- Cash Journal Configurations
- Define & Display Cash Journal
- Document Posting in Cash Journal
- Petty Cash Payment for Vendor

### **Module 11 :** New GL Accounting

- New GL Configuration
- Parallel Ledger
- Document Splitting Configuration
- Posting Document with Document splitting

### **Module 12 :** Taxation System & Configuration

- Extended Withholding Tax – TDS (Configuration & Posting) FIWHTAX
- GST Configuration Posting
- Input Tax Configuration – Purchase Tax (Configuration & Posting)
- Output Tax Configuration – Sales Tax (Configuration & Posting)
- GST Monthly or Quarterly Returns



## Modules covered under SAP FICO ECC Training Program

### **Module 13 :** Asset Management & Implementation

- Copy Reference Chart of Depreciation
- Assign Chart of Depreciation to Company code
- Specify Account Determination
- Create Screen Layout Rules
- Define Number Range Intervals
- Define Asset Classes
- Define Screen Layout for Asset Master Data
- Define Screen Layout for Depreciation Areas
- Determine Depreciation Areas in Asset Class
- Creation of G/L Accounts
- Assignment of Accounts for Automatic Postings
- Specify Document Type for Posting of Depreciation
- Specify Intervals and Posting Rules
- Creation of Depreciation Keys
- Define Base and Declining Balance Method
- Define Multilevel Methods
- Maintain Period Control Methods
- Maintain Depreciation Keys
- Creation of Asset Master
- Posting of Asset Acquisition
- Depreciation Run
- Asset Retirement with Customer
- Asset Retirement without Customer
- Asset Retirement via Scrap

## Modules covered under SAP FICO ECC Training Program

### **Module 14 :** Drilldown Reports

- Define Financial Statement Version
- Drawing Profit & Loss accounts
- Drawing Balance Sheet

### **Module 15 :** Controlling

- Controlling Fundamental
- Maintain Controlling Area
- Maintain Number Ranges for Controlling Documents
- Maintain Versions
- Creation of Cost Element

### **Module 16 :** Cost Center Accounting

- Creation of Cost Centers
- Creation of Cost Centre Groups
- Cost Center Postings
- Cost Centre Reports

### **Module 17 :** Profit Center Accounting

- Creation of Dummy Profit Centers
- Creation of Actual Profit Center
- Creation of Profit Centre Groups
- Profit Center Postings
- Profit Centre Reports

## Modules covered under SAP FICO ECC Training Program

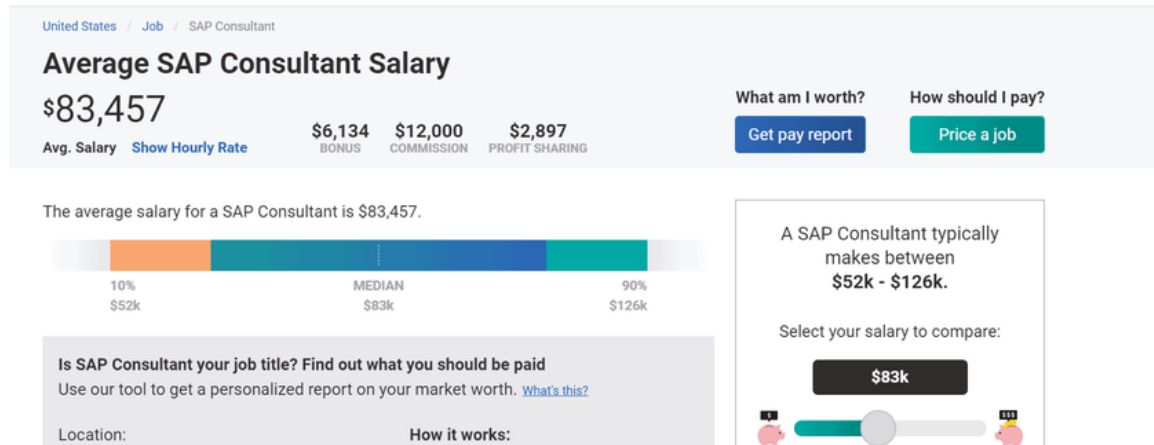
### **Module 18 :** Integration of Finance with other Modules

- Integration with Material Management
- Procurement cycle
- Integration with Sales & Distribution
- Sales Process
- Integration with Controlling

### **Module 19 :** Real Time Scenarios

- Project Preparation
- Resolving tickets
- LSMW
- Implementation overview
- Support and maintenance process

## Benefits as **SAP FICO ECC Training**



## Our Training Benefits as **SAP FICO ECC Program**

- Our complete training is constructed as per the current industry standard.
- Live Project & Industrial Based Training.
- One of the biggest team of Certified Expert & Competent Trainers.
- Easy to understand study material.
- Regular and Weekends classes for IT & Software training is provided.
- Interaction, analysis and case studies are an integral part of the training.
- Smart Labs with Real Latest Equipments.
- Students are free to access the labs for an unlimited number of hours
- Free Study Material, e-PDFs, Video Trainings, Sample Questions.
- Globally Recognized Course Completion Certificate.
- The ability to retake the class at no-charge as often as desired.
- One-on-One attention from instructors.
- Helps students to take knowledge of complex technical concepts.
- Post Training Support will help the students.
- Personality Development & Interview Preparation classes.
- 100% Job Assistance with dedicated training & placement team.



# Join One of the Best SAP FICO ECC Training Institute in India

(In-Class & Live Online Training by Industry Experts)



**5740+**  
Batches Completed



**68806+**  
Students Trained



**470+**  
Skilled Instructors



## Our Latest Reviews



Hi All, I am Shilpa and i have done my Certification from TechVidya. The study environment is good and trainers are full of knowledge. I personally recommend TechVidya Institute to all the students who looking for quality education and sincere about there future.

I am grateful to TechVidya - both the faculty and the Training & Placement Department. They've made efforts ensuring maximum number of placed students. The Institute started grooming us for placements in the first few months including courses such as Professional Excellence Program and Professional Skills Enhancement. I suggest to join TechVidya which comes under top 10 IT & Software training institute.



Hi I am Amit Kumar and my Enrollment ID with TechVidya is TV230967. I completed my Certification from TechVidya. They provides IT & Software courses in more practical & real scenario basis. Complete project based training help me to sharpen my technical skills.

TechVidya has always believed in helping and guiding its students and it was no different during the placement time. Regular classes held to help us with our aptitude and technical skills. Recommend to all the students who looking for best computer classes with quality education. Thanks TechVidya for explore my career.





## RECORD BREAKING PLACEMENTS 100% JOB PLACEMENT ASSISTANCE

MEET OUR PLACED STUDENTS



Anand Pandey  
Newgen



Sumi Singh  
R Systems



Baldev Singh  
Star Solutions



Meenakshi  
Chetu India



Neha Bisht  
PayTM



Jeewan Singh  
Aavishkar Ent.









Prem Prakash  
MPS Limited



## Career Assistance Services



- 
**Career Oriented Sessions**
 Throughout the Course
- 
**Resume & LinkedIn Profile Building**
 After 70% of the Course Completion
- 
**Mock Interview Preparation**
 After 80% of the Course Completion


**1 on 1 Career Mentoring Sessions**
 After 90% of the Course Completion


**Assured Interviews**
 After 90% of the Course Completion


**1 Year Placement Assistance**
 After 100% of the Course Completion








## Our Top Placement Partners





## TechVidya In News



08-Jan

ET Now- Startup Central

TIMESNOWNEWS.COM

22-Dec

What skills in demand & how should upgrade?

THE HINDU  
BusinessLine

14-Nov

Turning executive education into class act

EducationTIMES  
EST. ESTABLISHED

30-Sep

TechVidya Campaign  
#StayUpdatedStayAhead

YOUR  
STORY

02-Sep

How TechVidya enhance learning experience

THE ECONOMIC TIMES

16-Jun

The journey of an EduTech Company



## Contact Us



### Address:

TechVidya Career Private Limited  
A-78, Ground Floor  
Sector-2, Noida, Uttar Pradesh  
Landmark: Front of Metro Sec-15

### Number & Mail ID:

+91 83759 66700  
+91 98714 38701  
Email: [info@techvidya.education](mailto:info@techvidya.education)  
[www.techvidya.education](http://www.techvidya.education)



<https://www.facebook.com/techvidya15>



[https://twitter.com/tech\\_vidya](https://twitter.com/tech_vidya)