



## SAP MM ECC CURRICULUM



### Learning Collaborations



### Global Certifications



## Intro to the SAP MM ECC

The course is designed to prepare you for entry & advance level job roles in the field of ERP Programming & Technologies. The course is a right blend of theory and practice ensuring student teacher engagement throughout the course.

Introduction to ERP and SAP Environment, Enterprise Structure (Organization Structure), Master data, Configuration of Material Master, Vendor Master, Purchasing Info Record (PIR), Source List, Purchasing, Inventory Management, Physical Inventory Process, Subcontracting Process, Consignment Process, Services, Split Valuation, Logistics Invoice Verification, Accelerated SAP (ASAP) Methodology.

## Objectives of the SAP MM ECC TRAINING

- Configuration and Implementation for SAP ECC Material Management
- Hands-on experience with SAP ECC MM
- Be able to take SAP ECC MM Certification exam
- Understand how a required business process runs on SAP
- Integration of SAP ECC MM with Finance & Sales module
- SAP Logistics Closing Cockpit

## Prerequisites of the SAP MM ECC TRAINING

- The course is perfect for absolute beginners. Having Basic knowledge of Logistic Processes is helpful.

## Modules covered under SAP MM ECC Training Program

### **Module 1:** Introduction to ERP and SAP

- What is ERP?
- What kinds of ERP exist and what are they?
- SAP evolution – Birth of the Company and Product
- SAP Modules and their explanation
- New-Age Products and other new products in SAP
- Types of Projects in SAP / ERP
- Types of Roles in SAP
- SAP Architecture
- Data Types in SAP
- Basic Screens – Logon Pad, Login Screen and others
- SAP – Easy Access and IMG

### **Module 2:** Organization Structure

- Basics of Organization Structure
- Defining a Basic Organization Structure
- Creation of Company
- Creation of Company Code
- Assigning Company
- Creation of Plant (Valuation Area)
- Creation of Storage Location
- Creation of Purchase Organization
- Assignments – Company, Company Code, Plant (Valuation Area), Storage Location, Purchase Organization

## Modules covered under SAP MM ECC Training Program

### **Module 3:** Master Data

- Master Data – Basic Introduction
- Types of Master Data
- Material Master
- Basics of Material Master
- Data Required for Creating Material Master
- Create Material Master
- Change Material Master
- Display Material Master
- Extend Material Master
- From Storage Location to Storage Location
- From Plant to Plant
- Configuration of Material Master
- Creation of Material Types
- Basic Configuration of Material Types
- Quantity / Value Updating for Material Types
- Maintain Number Ranges for Material Types
- Creation of Industry Sector
- Maintain Settings for Industry Sector
- Screen Sequences Introduction
- Settings for Screen Sequences
- Creation of Material Groups
- Settings for Material Groups

## Modules covered under SAP MM ECC Training Program

### **Module 4:** Vendor Master

- Basics of Vendor Master
- Data required for creating Vendor Master
- Types of Vendors
- Vendor Account Groups Creation
- Configuration of Vendor Account Group
- Maintain Number Ranges for Vendors
- Create Vendor Master
- Change Vendor Master
- Display Vendor Master

### **Module 5:** Purchasing Info Record (PIR)

- Basics of PIR
- Create PIR
- Change PIR
- Display PIR
- List PIRs
- Maintain Number Ranges for PIR

### **Module 6:** Source List

- Source List Basics
- Maintain Source List
- Display Source List
- Configuration of Source List

## Modules covered under SAP MM ECC Training Program

### Module 7: Purchasing

- Basics of Purchasing
- Purchasing / Procurement Cycle
- Types of Purchasing Documents
- Basics of a Document
- Purchase Requisition
- Create Purchase Requisition
- Change Purchase Requisition
- Display Purchase Requisition
- Maintain Number Range for Purchase Requisition
- Request For Quotations (RFQ's) / Quotations
- Create RFQ
- Change RFQ
- Display RFQ
- Maintain Quotation
- Price Comparison
- Maintain Number Range for RFQ / Quotations
- Purchase Order
- Create Purchase Order with reference
- Change Purchase Order
- Display Purchase Order
- Create PO without reference
- General Analysis of Purchase Orders
- Release Procedure
- Basics of Release Procedure / Document Approval
- Define Characteristics
- Define Class
- Define Release Groups
- Define Release Codes
- Define Release Indicators
- Define Release Strategies

## Modules covered under SAP MM ECC Training Program

### **Module 8:** Inventory Management

- Basics of Inventory Management
- Movement Types Basics
- Types of Stock
- Inventory Management basic documents
- Goods Receipt
- Basics of Goods Receipt
- Creating Goods Receipt with reference to Purchase Order
- Display Material Document
- Display Accounting Document
- Display Purchase Order History
- Display Stock Overview
- Doing return delivery to vendor
- Initial Stock Upload
- Goods Issue
- Basics of Goods Issue
- Cost Center – Basics
- Basic Settings for Cost Center Account Assignment
- Create Cost Center
- Create Goods Issue with Account Assignment

### **Module 9:** Stock Transfer

- From Plant to Plant – One Step
- From Plant to Plant – Two Step
- Transfer of Stock between Stock Types
- Reservations

## Modules covered under SAP MM ECC Training Program

### **Module 10 :** Physical Inventory Process

- Inventory Process Basics
- Create Physical Inventory Document
- Print the Physical Inventory Document
- Inventory Count
- Difference List
- Post Difference
- Stock Overview

### **Module 11 :** Subcontracting Process

- Subcontracting Process Basics
- Create Material
- Maintain Stock
- Create Bill of Materials
- Create PIR
- Create Purchase Order
- Create Goods Issue
- Create Goods Receipt against Purchase Order

### **Module 12 :** Consignment Process

- Consignment Process Basics
- Basic configuration for Consignment Process
- Create PIR
- Create Purchase Order
- Create GR against Purchase Order
- Transfer Stock



## Modules covered under SAP MM ECC Training Program

### Module 13 : Services

- Basics of Services
- Create Service Master
- Create Service Conditions
- Create Service Purchase Order
- Create Service Entry Sheet
- Display Purchase Order History

### Module 14 : Split Valuation

- Split Valuation Basics
- Basic Configuration for Split Valuation
- Creation of Valuation Types
- Creation of Valuation Category
- Create Materials with Split Valuation
- Testing Split Valuation

### Module 15 : Logistics Invoice Verification

- Invoice Verification Basics
- Planned and Unplanned Delivery Costs
- Create Invoice Verification Document
- Blocking / Releasing Invoice
- Holding of Invoice
- Parking of Invoice
- Releasing from Holding / Parking
- Checking Invoice / Payment Status

## Modules covered under SAP MM ECC Training Program

### **Module 16 :** Accelerated SAP (ASAP) Methodology

- Basics of ASAP
- ASAP Methodology

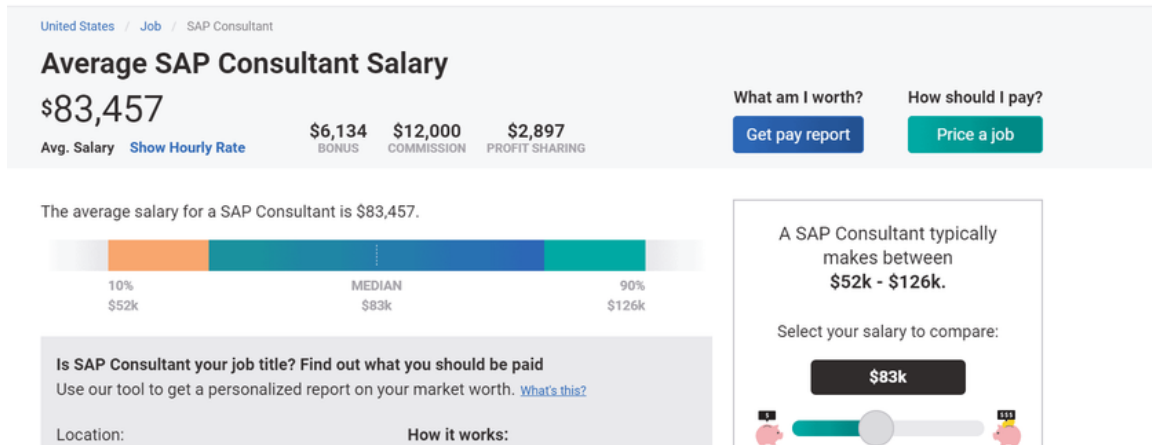
### **Module 17 :** Integration of MM with other Modules

- Integration with Finance
- Integration with Production
- Integration with Sales & Distribution
- Sales Process
- Integration with Controlling

### **Module 18 :** Real Time Scenarios

- Project Preparation
- Resolving tickets
- LSMW
- Implementation overview
- Support and maintenance process

## Benefits as **SAP MM ECC Training**



## Our Training Benefits as **SAP MM ECC Program**

- Our complete training is constructed as per the current industry standard.
- Live Project & Industrial Based Training.
- One of the biggest team of Certified Expert & Competent Trainers.
- Easy to understand study material.
- Regular and Weekends classes for IT & Software training is provided.
- Interaction, analysis and case studies are an integral part of the training.
- Smart Labs with Real Latest Equipments.
- Students are free to access the labs for an unlimited number of hours
- Free Study Material, e-PDFs, Video Trainings, Sample Questions.
- Globally Recognized Course Completion Certificate.
- The ability to retake the class at no-charge as often as desired.
- One-on-One attention from instructors.
- Helps students to take knowledge of complex technical concepts.
- Post Training Support will help the students.
- Personality Development & Interview Preparation classes.
- 100% Job Assistance with dedicated training & placement team.



# Join One of the Best SAP MM ECC Training Institute in India

(In-Class & Live Online Training by Industry Experts)



**5740+**  
Batches Completed



**68806+**  
Students Trained



**470+**  
Skilled Instructors



## Our Latest Reviews



Hi All, I am Shilpa and i have done my Certification from TechVidya. The study environment is good and trainers are full of knowledge. I personally recommend TechVidya Institute to all the students who looking for quality education and sincere about there future.

I am grateful to TechVidya - both the faculty and the Training & Placement Department. They've made efforts ensuring maximum number of placed students. The Institute started grooming us for placements in the first few months including courses such as Professional Excellence Program and Professional Skills Enhancement. I suggest to join TechVidya which comes under top 10 IT & Software training institute.



Hi I am Amit Kumar and my Enrollment ID with TechVidya is TV230967. I completed my Certification from TechVidya. They provides IT & Software courses in more practical & real scenario basis. Complete project based training help me to sharpen my technical skills.

TechVidya has always believed in helping and guiding its students and it was no different during the placement time. Regular classes held to help us with our aptitude and technical skills. Recommend to all the students who looking for best computer classes with quality education. Thanks TechVidya for explore my career.



## RECORD BREAKING PLACEMENTS 100% JOB PLACEMENT ASSISTANCE

MEET OUR PLACED STUDENTS



Anand Pandey  
Newgen



Sumi Singh  
R Systems



Baldev Singh  
Star Solutions



Meenakshi  
Chetu India



Neha Bisht  
PayTM



Jeewan Singh  
Aavishkar Ent.









Prem Prakash  
MPS Limited



## Career Assistance Services



-  **Career Oriented Sessions**  Throughout the Course
-  **Resume & LinkedIn Profile Building**  After 70% of the Course Completion
-  **Mock Interview Preparation**  After 80% of the Course Completion


-  **1 on 1 Career Mentoring Sessions**  After 90% of the Course Completion
-  **Assured Interviews**  After 90% of the Course Completion
-  **1 Year Placement Assistance**  After 100% of the Course Completion



# Our Top Placement Partners







## TechVidya In News



08-Jan

ET Now- Startup Central

TIMESNOWNEWS.COM

22-Dec

What skills in demand & how should upgrade?

THE HINDU  
BusinessLine

14-Nov

Turning executive education into class act

EducationTIMES  
EST. ESTABLISHED

30-Sep

TechVidya Campaign  
#StayUpdatedStayAhead

YOUR  
STORY

02-Sep

How TechVidya enhance learning experience

THE ECONOMIC TIMES

16-Jun

The journey of an EduTech Company



## Contact Us



### Address:

TechVidya Career Private Limited  
A-78, Ground Floor  
Sector-2, Noida, Uttar Pradesh  
Landmark: Front of Metro Sec-15

### Number & Mail ID:

+91 83759 66700  
+91 98714 38701  
Email: [info@techvidya.education](mailto:info@techvidya.education)  
[www.techvidya.education](http://www.techvidya.education)



<https://www.facebook.com/techvidya15>



[https://twitter.com/tech\\_vidya](https://twitter.com/tech_vidya)